

The background of the entire page is a repeating pattern of bright yellow-orange citrus fruits, including whole lemons with green leaves and various slices of oranges and lemons. The pattern is scattered across the white background, creating a fresh and vibrant feel. The text is written in a dark green color that matches the leaves in the pattern.

*Paws for
Peace*

Patience

*The quality of
waiting quietly
without
complaining.*

I am patient
with myself.

Memorial Day

No School

May 31


Video with Mr.
Tumolo

What is patience?

Activity:

Share with
someone what it
means to be
patient.


June 1



Activity:

Share with
someone what it
means *not* to be
patient.

June 2



Activity:

Make a list of
what can happen
if you show
patience.

June 3



Activity:

Make a list of
times when you
should be patient.

I am patient
with others.


June 6



Activity:

Make a list of what
patience looks like.

June 7



Activity:

Make a list of what
patience feels like.

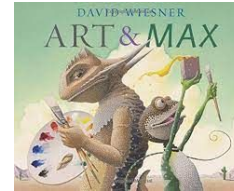
June 8



Activity:

Make a list of
what patience
sounds like.

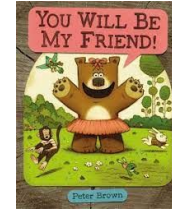
June 9



Activity:

Make a list of
what you can do
while being
patient. Draw
yourself doing
one of those
activities.

June 10




Activity:

How have you
been practicing
patience? Now
that you are more
aware, do you
notice a
difference?

I use strategies to stay calm and in control.


June 13



Activity:

Write and draw about a time that you had to show patience.


June 14



Activity:

What advice would you give someone who is struggling to have patience?

June 15



Activity:

Tell someone about the book and how the character showed patience.


June 16



Activity:

Make a Patience Poster/ Google Doc/ Google Slide.

June 17



Activity:

Share with someone how you will show patience at school next week.